

A screenshot of a web browser window showing the login page for the APANA Water Management System. The browser's address bar displays the URL `https://demo-homedepot.apana.us/login`. The page features the Home Depot logo on the left and the APANA logo with the tagline "Manage Water Like Inventory™" on the right. The main content area is a light blue box with the title "Login to the APANA Water Management System". Below the title is a "Language" dropdown menu currently set to "English". A blue "Automatic Login" button is positioned below the dropdown. At the bottom of the box, there is a link that says "Or Login With Username and Password". The background of the page is a blue gradient with white wavy lines and orange circles.



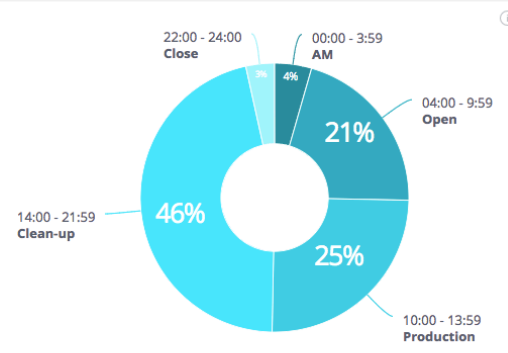
Login to the APANA Water Management System

Language

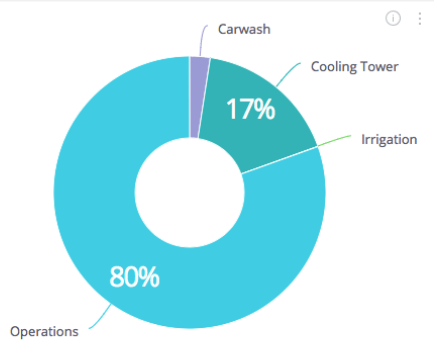
Automatic Login

[Or Login With Username and Password](#)

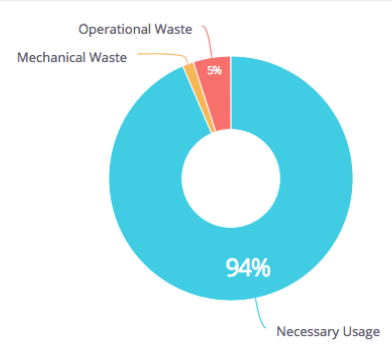
Average Daily Use



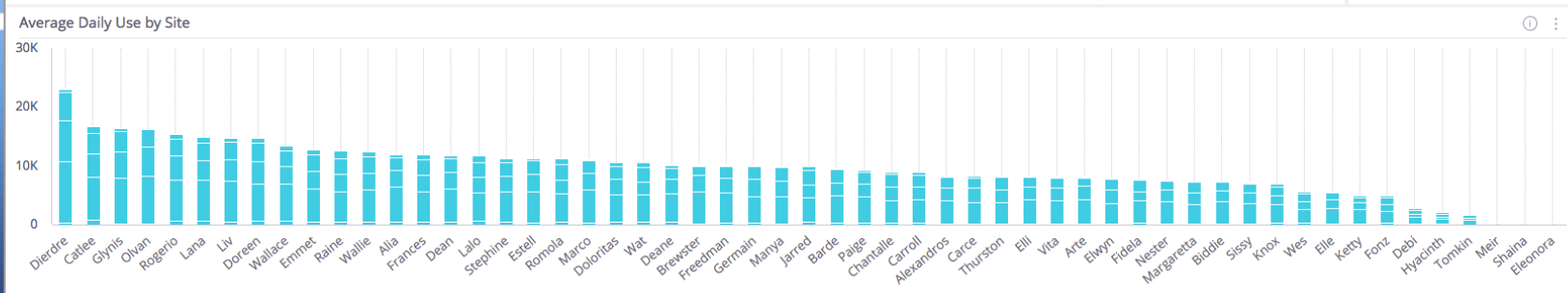
Water Footprint



Waste Footprint



Average Daily Use by Site



Average Gallons / day: **9,368** | Total Gallons / ... **14,371,256**

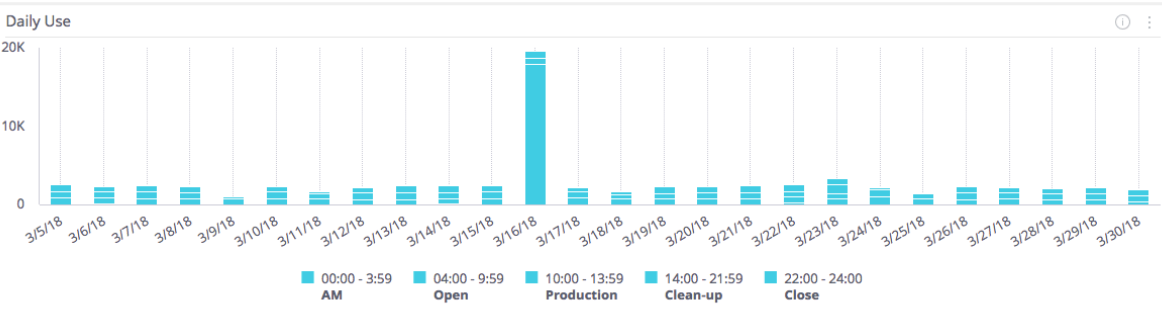
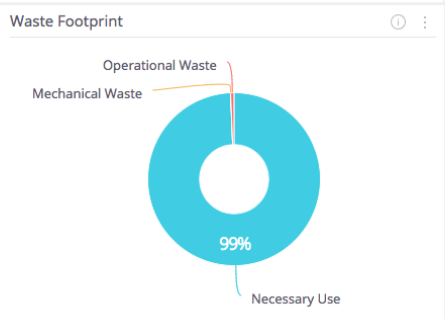
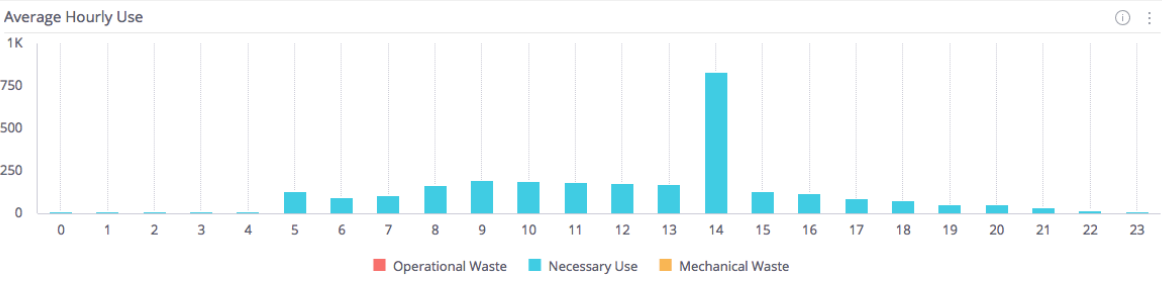
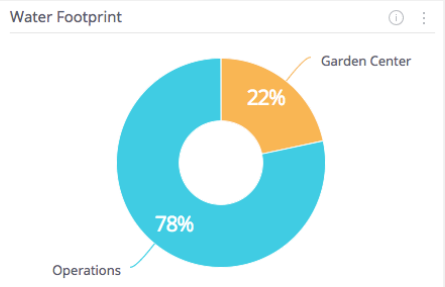
Filters

- customer_id: 2
- site_name: [Include all](#)
- Days in Date: Last 30 Days
- hour_segment: [Include all](#)

Update on Every Change

Site View (for selected date range)

Average Gallons / Day: **3,056** | Total Gallons / Date Range: **79,467**



Filters

- customer_id: 11
- site_name: Alpharetta, GA
- Days in Date: Last 30 Days
- node_purpose: Include all

Update on Every Change:

APANA™ Admin Console | Apana Water Management Cor x | Jim

Secure | https://live-demo.apana.us/site_list

Apps | personal | work | EnvisionData | thereforenow | read later | Health | education | church | coffee | publishing | music | EDC | programming | maker | vegan | Other Bookmarks

Language: English

APANA Manage Water Like Inventory™

Dash-Region | Dash-Site | **Site List** | Site | Usage Profile | Events | Reports

Search for a Site: All

4/3/2018

Site No.	Site	Waste Rank	Node	Total (Gal) Yesterday	Total Waste	Mechanical
702	Octavia	1 of 447 45%	Bodega (Operations)	11,522	5,157	
687	Glynis	2 of 447 39%	Warehouse Operations (Operations)	17,557	6,895	
119	Olvan	3 of 447 38%	Warehouse Operations (Operations)	19,285	7,286	
1214	Cacille	4 of 447 33%	Warehouse Operations (Operations)	12,903	4,209	
726	Eliza	5 of 447 31%	Bodega (Operations)	9,301	2,907	
654	Weylin	6 of 447 30%	WHS Operations (Operations)	4,490	1,393	
			Cooling Tower (Cooling Tower)	89	0	
106	Cloe	7 of 447 29%	Warehouse Operations (Operations)	13,670	3,993	
2	Elmer	8 of 447 29%	Warehouse Operations (Operations)	11,645	3,420	
718	Chery	9 of 447 27%	Bodega (Operations)	9,676	2,599	
707	Daren	10 of 447 27%	Bodega (Operations)	11,725	3,125	
753	Margie	11 of 447 25%	Bodega (Operations)	13,255	3,365	
1050	Paige	12 of 447 24%	Warehouse Operations (Operations)	10,106	2,394	
130	Alia	13 of 447 22%	Warehouse Operations (Operations)	9,474	2,909	
			Cooling Tower (Cooling Tower)	3,577	0	
725	Arlina	14 of 447 22%	Bodega (Operations)	8,237	170	
			Riego (Irrigation)	10,119	3,913	
704	Axe	15 of 447 22%	Bodega (Operations)	9,159	2,001	
			Riego (Irrigation)	0	0	
491	Fayette	16 of 447 22%	Warehouse Operations (Operations)	13,211	2,912	
304	Pattin	17 of 447 22%	Warehouse Operations (Operations)	9,623	2,111	
1038	Estell	18 of 447 21%	Warehouse Operations (Operations)	12,675	2,660	
479	Barde	19 of 447 20%	Warehouse Operations (Operations)	10,403	2,096	



Language
English



Octavia

- Dash-Region
- Dash-Site
- Site List
- Site
- Usage Profile
- Events
- Reports

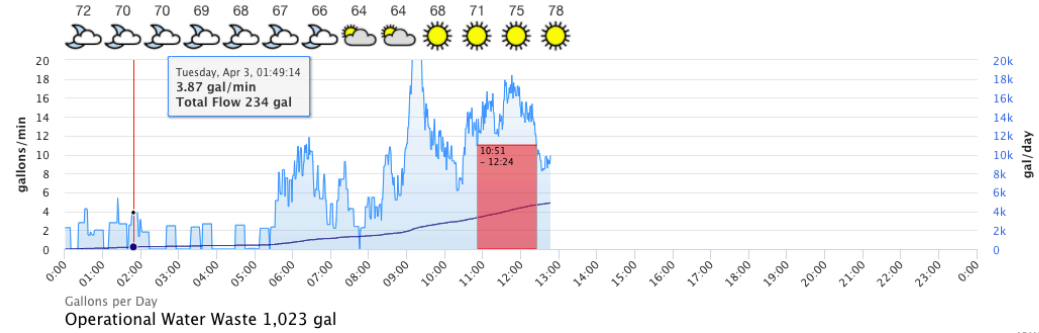
Daily Long-term

4/3/2018

Bodega

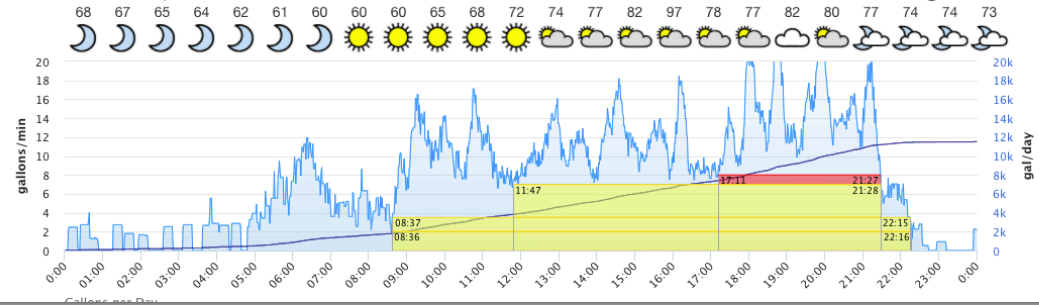
Consumed Tue, Apr 03, 2018

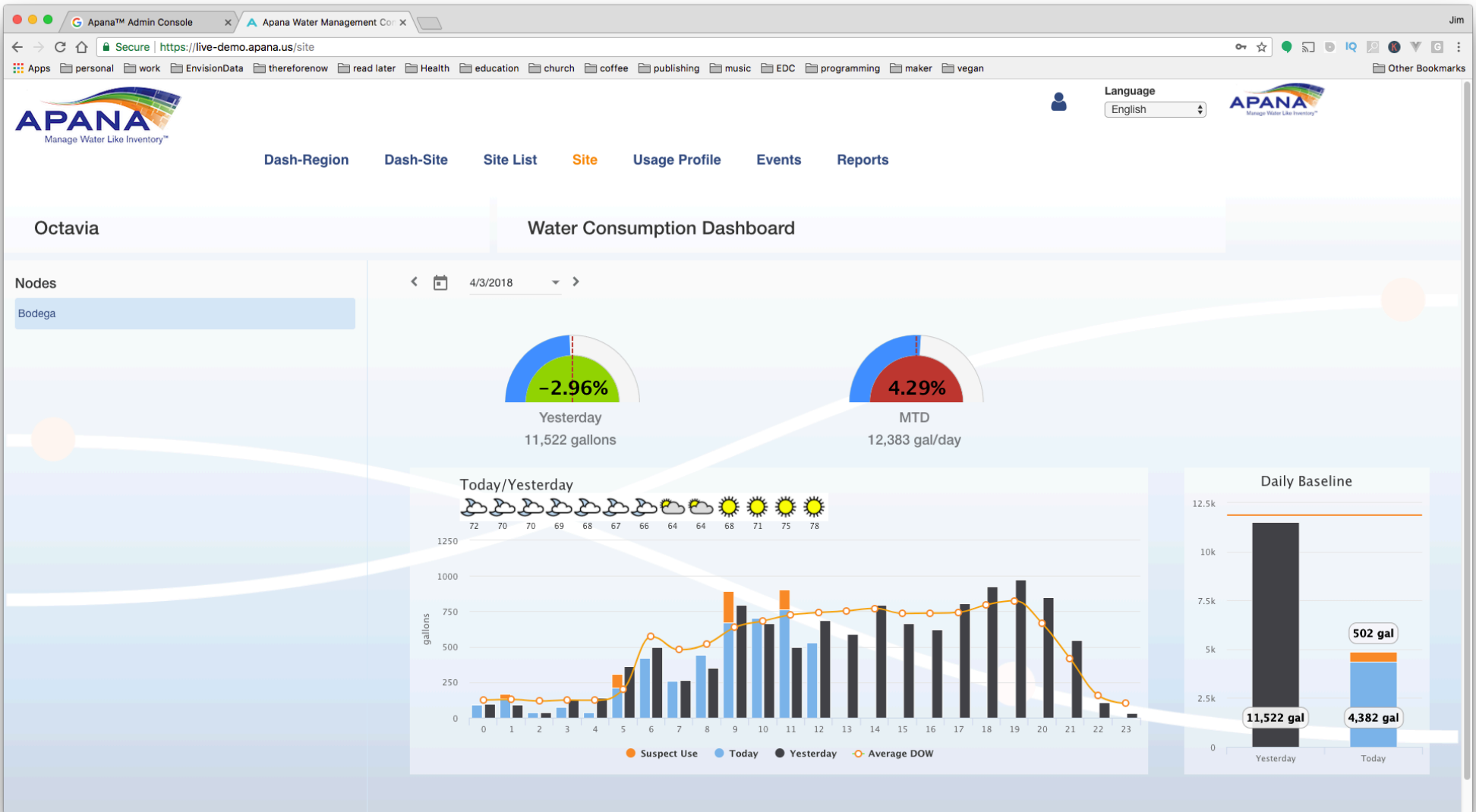
4,884 gallons



Consumed Mon, Apr 02, 2018

11,522 gallons





Browser tabs: Apana™ Admin Console | Apana Water Management Cor x | Jim

Address bar: Secure | https://live-demo.apana.us/events

Bookmarks: Apps | personal | work | EnvisionData | thereforenow | read later | Health | education | church | coffee | publishing | music | EDC | programming | maker | vegan | Other Bookmarks

Language: English

APANA Manage Water Like Inventory™

Navigation: Dash-Region | Dash-Site | Site List | Site | Usage Profile | **Events** | Reports

Octavia Anomalous Events

	Date	Node	Event	Gallons	GPM	Cause
Q	04-03-2018	Bodega	Operational	1,023	11	
Q	04-02-2018	Bodega	Operational	5,157	8	
Q	04-01-2018	Bodega	Operational	7,718	11	
Q	03-31-2018	Bodega	Operational	7,353	11	
Q	03-30-2018	Bodega	Operational	7,231	11	
Q	03-29-2018	Bodega	Operational	7,404	11	
Q	03-28-2018	Bodega	Operational	6,654	11	
Q	03-27-2018	Bodega	Operational	3,653	11	
Q	03-26-2018	Bodega	Operational	4,815	8	
Q	03-25-2018	Bodega	Operational	8,979	11	
Q	03-24-2018	Bodega	Operational	8,983	11	
Q	03-23-2018	Bodega	Operational	6,096	11	
Q	03-22-2018	Bodega	Operational	4,762	7	
Q	03-21-2018	Bodega	Operational	2,390	3.5	
Q	01-30-2018	Bodega	Operational	4,466	8	
Q	01-29-2018	Bodega	Operational	5,300	8	
Q	01-28-2018	Bodega	Operational	8,094	11	



Language
English



Dash-Region

Octavia

	Date
Q	04-03-2018
Q	04-02-2018
Q	04-01-2018
Q	03-31-2018
Q	03-30-2018
Q	03-29-2018
Q	03-28-2018
Q	03-27-2018
Q	03-26-2018
Q	03-25-2018
Q	03-24-2018
Q	03-23-2018
Q	03-22-2018
Q	03-21-2018
Q	01-30-2018
Q	01-29-2018
Q	01-28-2018

Anomalous Event Detail

Date	Node	Event	Gallons	GPM	Cause
03/31/2018	Bodega	Operational	7,353	11	

Consumed Sat, Mar 31, 2018 **13,266 gallons**

Gallons per Day
Operational Water Waste 7,353 gal

APANA

Cause of Anomaly:

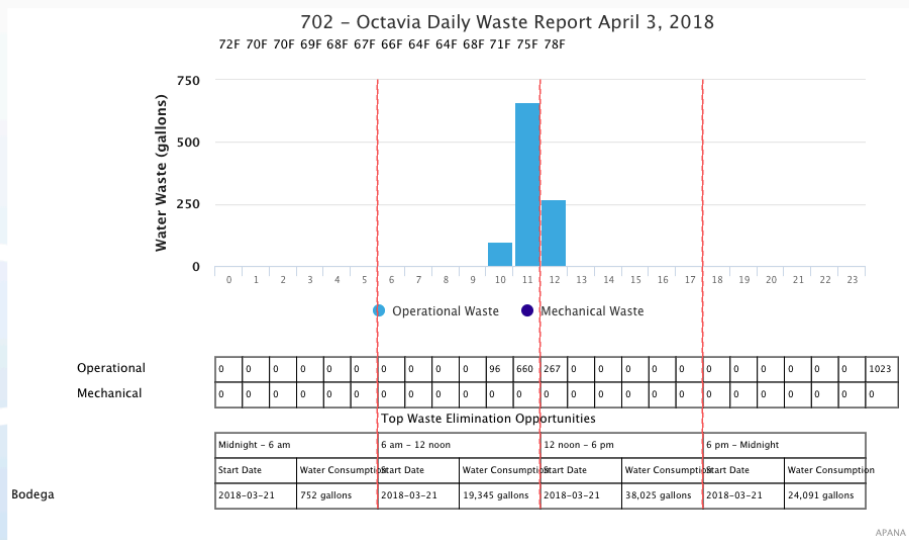
Description:

Bodega	Operational	5,300	8
Bodega	Operational	8,094	11

- Daily Waste Report
- Weekly Waste Report
- Water Efficiency Summary
- Water Performance Report
- Monthly Total Report

Octavia

4/3/2018



Bodega

APANA